

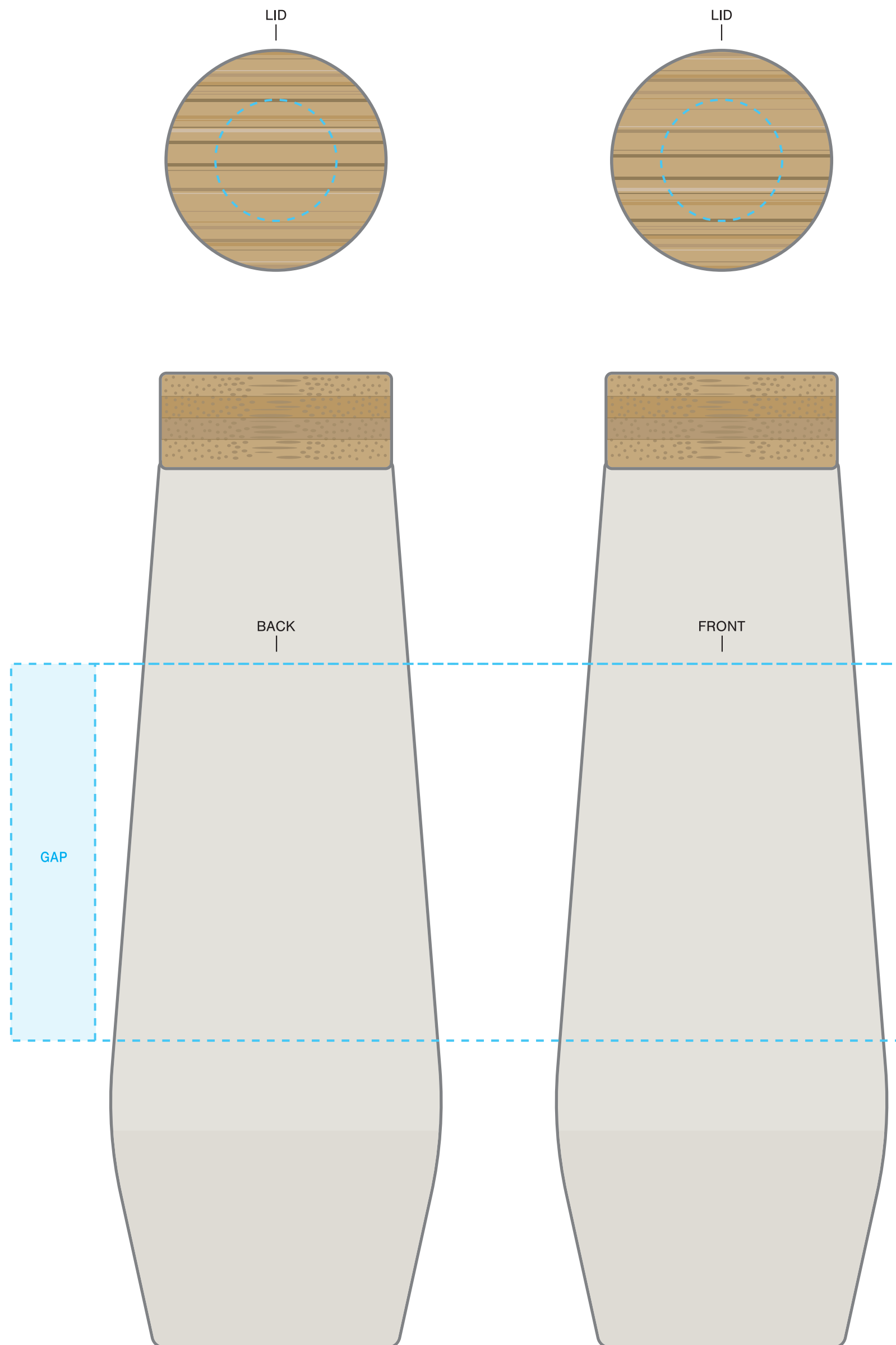
# SCREENPRINT

IMPRINT AT 100%

## INSTRUCTIONS:

1. OPEN TEMPLATE IN ADOBE ILLUSTRATOR OR YOUR PREFERRED GRAPHICS EDITOR.
2. PLACE ARTWORK IN DESIGNATED AREA.
3. SUBMIT YOUR FINAL DESIGN TO OUR VIRTUAL TEAM FOR MOCKUPS OR DIRECTLY TO OUR ORDER PROCESSING TEAM FOR PROOFS.

**\*\*CIRCLES/SQUARES WILL WARP ON TAPERED ITEM\*\***



## 16.9 OZ H2GO® ECHO

AVAILABLE IMPRINT AREA = 3.5" h x 2.5" w x 7.5" wrap

[8.28" full wrap when printing more than one color]

LID IMPRINT AREA = 1.125"Ø

## NOT A PROOF — FOR CONCEPT PURPOSES ONLY

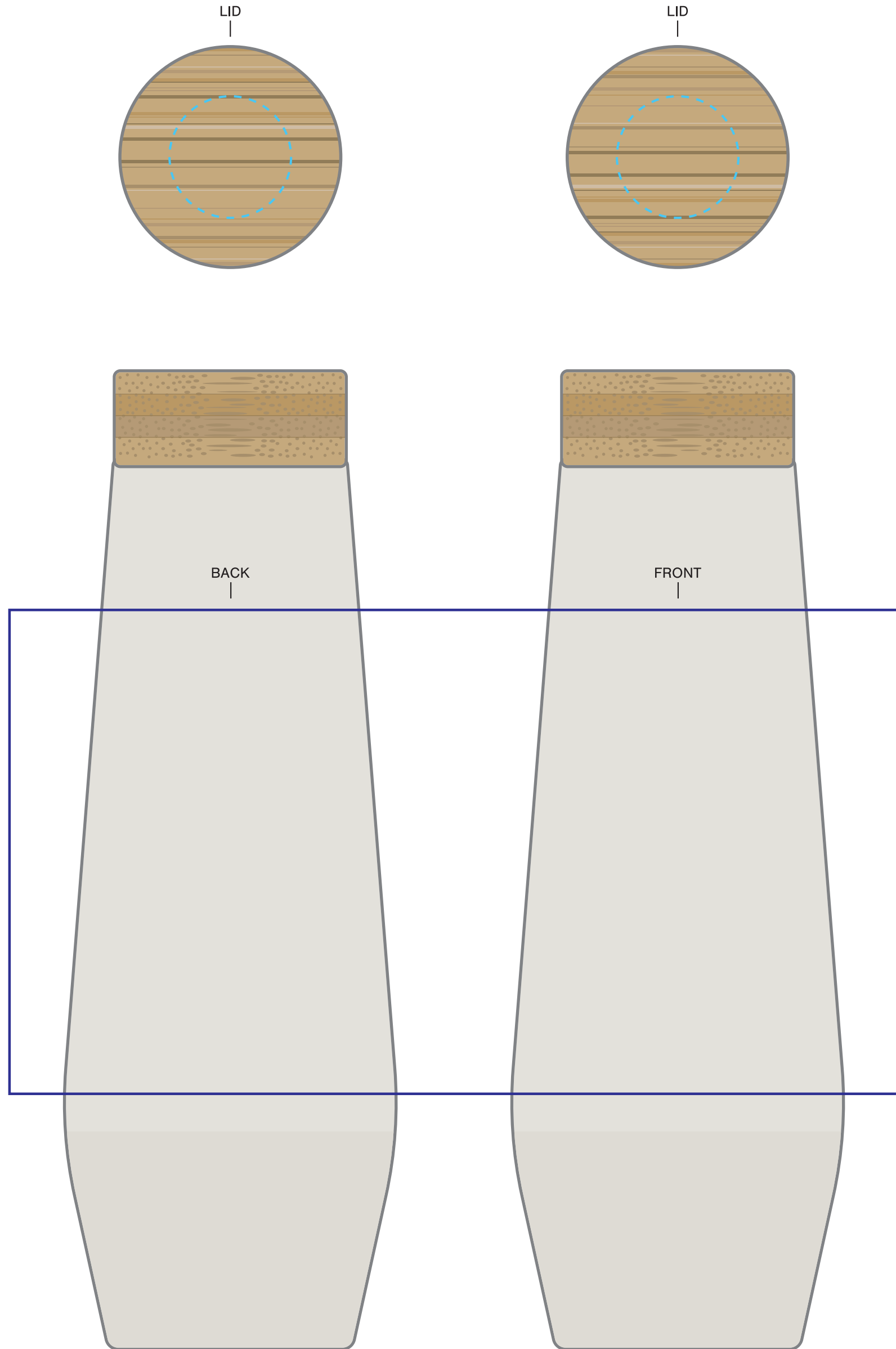
DESIGNATE PMS# TO CORRESPONDING COLOR #. USE PMS COLORS AND OUTLINE ANY FONTS BEFORE SUBMITTING WITH YOUR ORDER.

# D4

**INSTRUCTIONS:**

- 1. OPEN TEMPLATE IN ADOBE ILLUSTRATOR OR YOUR PREFERRED GRAPHICS EDITOR.
- 2. PLACE ARTWORK IN DESIGNATED AREA.
- 3. SUBMIT YOUR FINAL DESIGN TO OUR VIRTUAL TEAM FOR MOCKUPS OR DIRECTLY TO OUR ORDER PROCESSING TEAM FOR PROOFS.

**\*\*CIRCLES/SQUARES WILL WARP ON TAPERED ITEM\*\***



**16.9 OZ H2GO® ECHO**

**D4 AVAILABLE IMPRINT AREA** = 4.5" h x 2.5" w x 8.25" wrap

**LID IMPRINT AREA** = 1.125"ø

**NOT A PROOF — FOR CONCEPT PURPOSES ONLY**

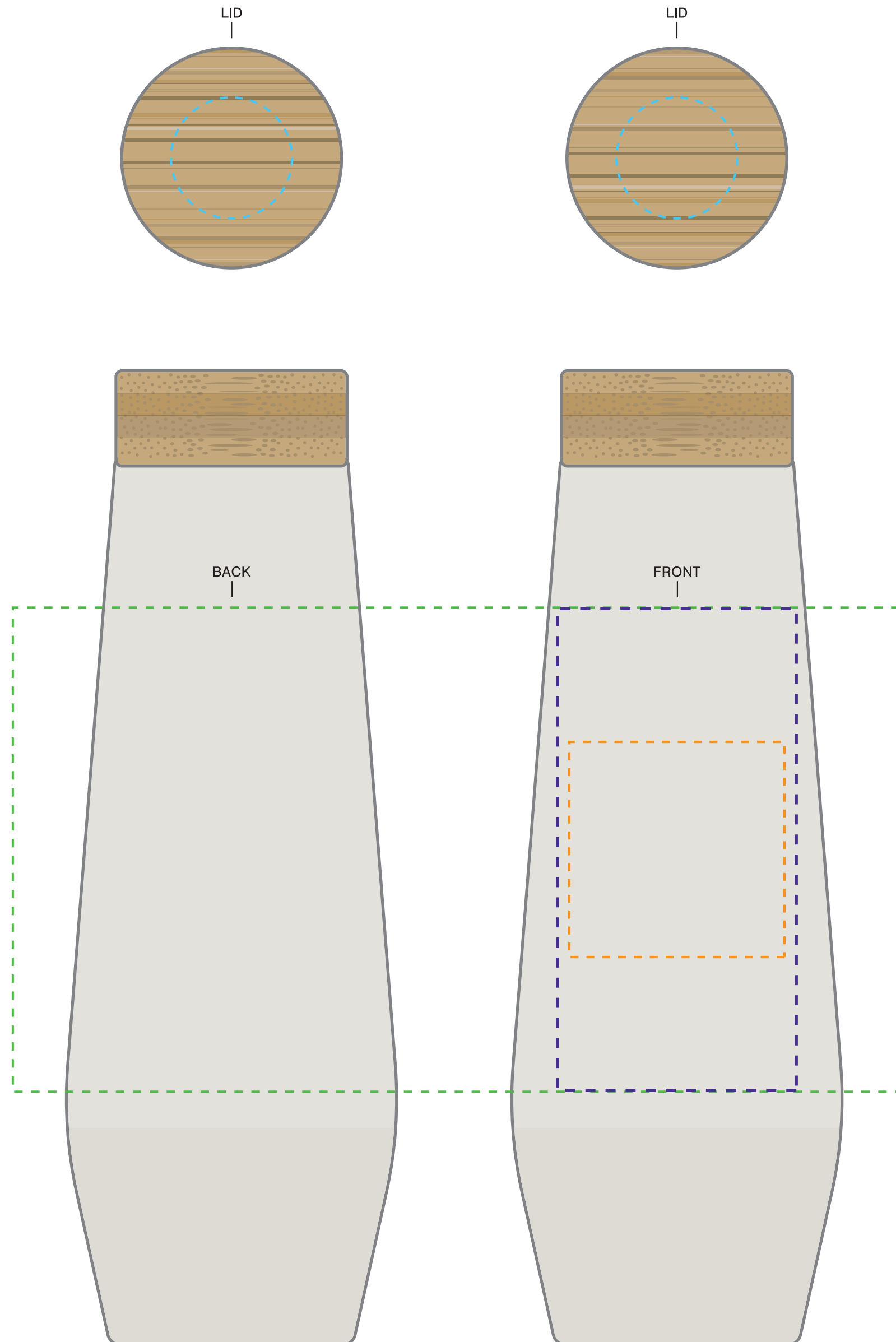
OUTLINE ANY FONTS BEFORE SUBMITTING WITH YOUR ORDER.

**INSTRUCTIONS:**

1. OPEN TEMPLATE IN ADOBE ILLUSTRATOR OR YOUR PREFERRED GRAPHICS EDITOR.
2. PLACE ARTWORK IN DESIGNATED AREA.
3. SUBMIT YOUR FINAL DESIGN TO OUR VIRTUAL TEAM FOR MOCKUPS OR DIRECTLY TO OUR ORDER PROCESSING TEAM FOR PROOFS.

**\*\*CIRCLES/SQUARES WILL WARP ON TAPERED ITEM\*\***

**\*\*LASERX NOT AVAILABLE ON STAINLESS ITEMS.\*\***



**16.9 OZ H2GO® ECHO**

**LASERX AVAILABLE IMPRINT AREA** = 2" h x 2" w ONE SIDE ONLY

**LASERX+ AVAILABLE IMPRINT AREA** = 4.5" h x 2.25" w

**LID IMPRINT AREA** = 1.125"ø

**LASERX360 AVAILABLE IMPRINT AREA** = 4.5" h x 2.5" w x 8.25" wrap

**NOT A PROOF — FOR CONCEPT PURPOSES ONLY**

OUTLINE ANY FONTS BEFORE SUBMITTING WITH YOUR ORDER.

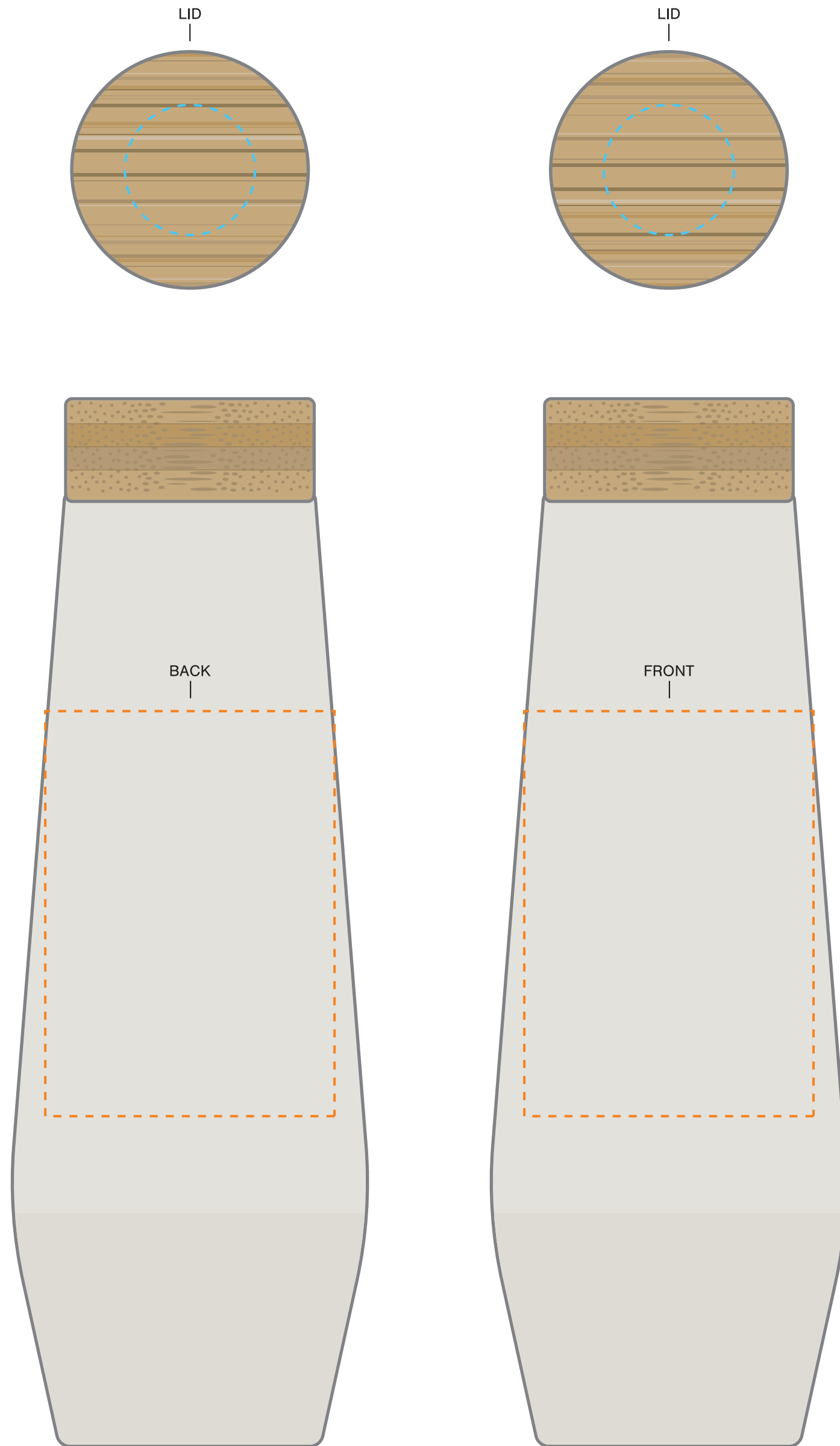
# FOIL

IMPRINT AT 100%

## INSTRUCTIONS:

1. OPEN TEMPLATE IN ADOBE ILLUSTRATOR OR YOUR PREFERRED GRAPHICS EDITOR.
2. PLACE ARTWORK IN DESIGNATED AREA.
3. SUBMIT YOUR FINAL DESIGN TO OUR VIRTUAL TEAM FOR MOCKUPS OR DIRECTLY TO OUR ORDER PROCESSING TEAM FOR PROOFS.

**\*\*CIRCLES/SQUARES WILL WARP ON TAPERED ITEM\*\***



**16.9 OZ H2GO® ECHO**

**FOIL AVAILABLE IMPRINT AREA = 2.75" h x 2.75" w ONE -OR- TWO SIDED ONLY**

**LID IMPRINT AREA = 1.125"Ø**

**NOT A PROOF — FOR CONCEPT PURPOSES ONLY**

OUTLINE ANY FONTS BEFORE SUBMITTING WITH YOUR ORDER.